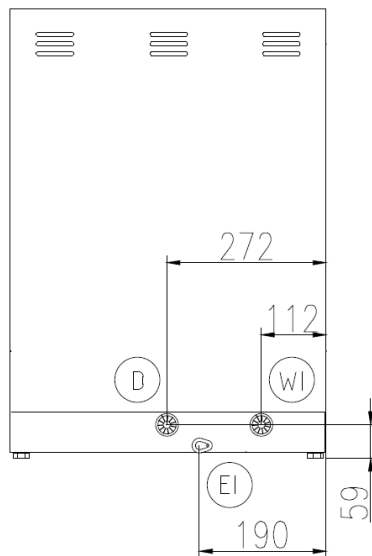
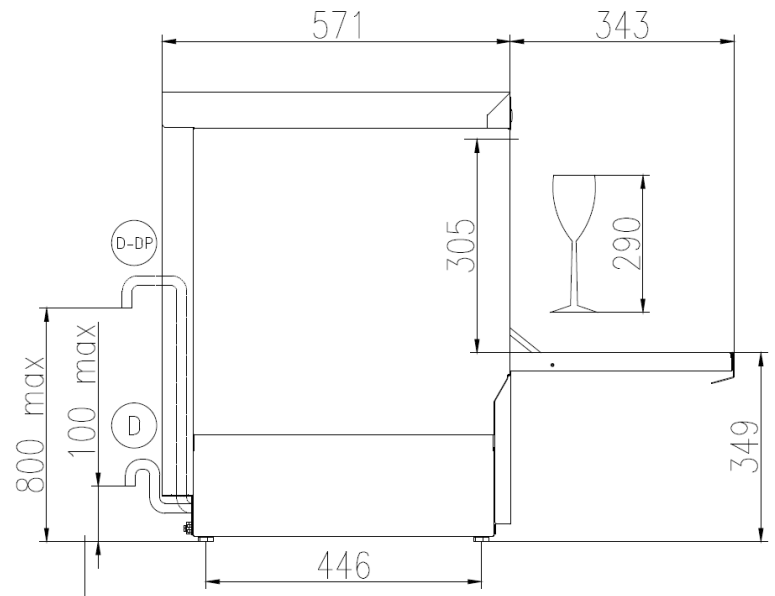
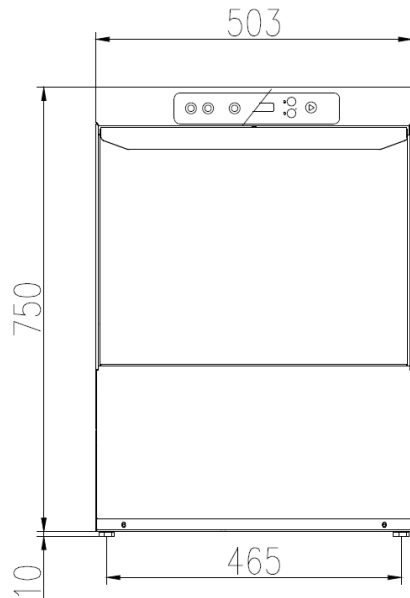


KASTEL wash

FK 45 E



- (EI) CAVO DI ALIMENTAZIONE
POWER CORD SUPPLY
CABLE D'ALIMENTATION
CABLE DE ALIMENTACION
- (WI) CANNA DI CARICO G 3/4 L=2000 mm
G 3/4 INLET HOSE L=2000 mm
TUYAU D'ALIMENTATION G 3/4" L=2000 mm
TUBO DE ALIMENTACION G 3/4" L=2000 mm
- (D) TUBO DI SCARICO Ø 29 mm L=2500 mm
DRAIN HOSE Ø 29 mm L=2500 mm
TUYAU DE VIDANGE Ø 29 mm L=2500 mm
TUBO DE DESAGUE Ø 29 mm L=2500 mm
- (D-DP) TUBO DI SCARICO Ø 29 mm L=2500 mm (CON POMPA SCARICO)
DRAIN HOSE Ø 29 mm L=2500 mm (WITH DRAIN PUMP)
TUYAU DE VIDANGE Ø 29 mm L=2500 mm (AVEC POMPE DE VIDANGE)
TUBO DE DESAGUE Ø 29 mm L=2500 mm (CON POMPA DE DESAGUE)

	Min 10°C-MAX 50°C
	Min 10°C-MAX 25°C with ENERGY RECOVERY
	200÷500kPa(2÷5 Bar)
	100÷500kPa(1÷5 Bar) with ATMOSPHERIC BOILER
	HARDNESS 5÷20f-2.8÷11'd